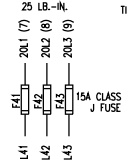
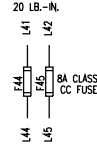


WIRE #	AWG*	DEVICE CONNECTED
20L1/7	14-BLK	F41
20L2/8	14-BLK	F42
20L3/9	14-BLK	F43
L41	14-BLK	F41, F44, U40
L42	14-BLK	F42, F45, U40
L43	14-BLK	U40
L44	14-BLK	F44, K49
L45	14-BLK	F44, K49
L49	16-RED	U40, K49, SA
L110	16-RED	X20.3-110
411	18-RED	X20.6-411
L421	18-RED	X20.6-421
412	18-RED	X20.6-412
L415	18-RED	X20.6-415
L422	18-RED	X20.6-422
L423	18-RED	X20.6-423
L426	18-RED	X20.6-426
L427	16-RED	X20.6-427
L100	16-WHT	K49, SA, U40
L491	14-BLU	X20.6-491
L492	14-BLU	X20.6-492
L494	14-BLU	U40
R40.1	14-BLK	U40
R40.2	14-BLK	U40
L47	14-BLK	X20.5-47
L48	14-BLK	X20.5-48
U41	14-BLK	X20.5-U41
V41	14-BLK	X20.5-V41
W41	14-BLK	X20.5-W41

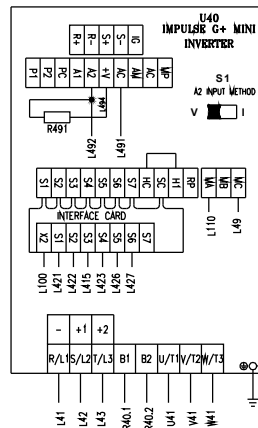
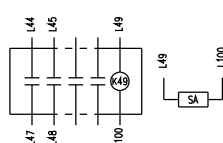
TIGHTENING TORQUE 25 LB.-IN.



TIGHTENING TORQUE 20 LB.-IN.

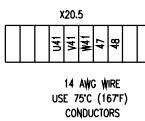


TIGHTENING TORQUE 7 LB.-IN.

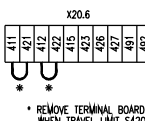


POWER TERMINALS TIGHTENING TORQUE 10.6-13.3 LB.-IN.  
INTERFACE CARD TERMINAL TIGHTENING TORQUE 1.1-2.2 LB.-IN.

TIGHTENING TORQUE 12 LB.-IN.



TIGHTENING TORQUE 12 LB.-IN.



14 AWG WIRE  
USE 75°C (167°F)  
CONDUCTORS

\* REMOVE TERMINAL BOARD JUMPER  
WHEN TRAVEL LIMIT S420 IS PROVIDED

**SYMBOL DESIGNATIONS**

- U40 - INVERTER
- R40 - DYNAMIC BRANING RESISTOR
- F44 - BRAKE CIRCUIT FUSE
- F45 - BRAKE CIRCUIT FUSE
- K49 - BRAKE RELAY
- G41 - BRAKE RECTIFIER
- R491 - PTC BRANCH RESISTOR
- S491 - PTC THERMISTOR
- S420 - TRAVEL LIMITS
- SA - SURGE ABSORBER
- X20 - TERMINAL BLOCKS

**WARNING:**

THIS EQUIPMENT MUST BE EFFECTIVELY GROUNDED  
ACCORDING TO APPLICABLE CODES.

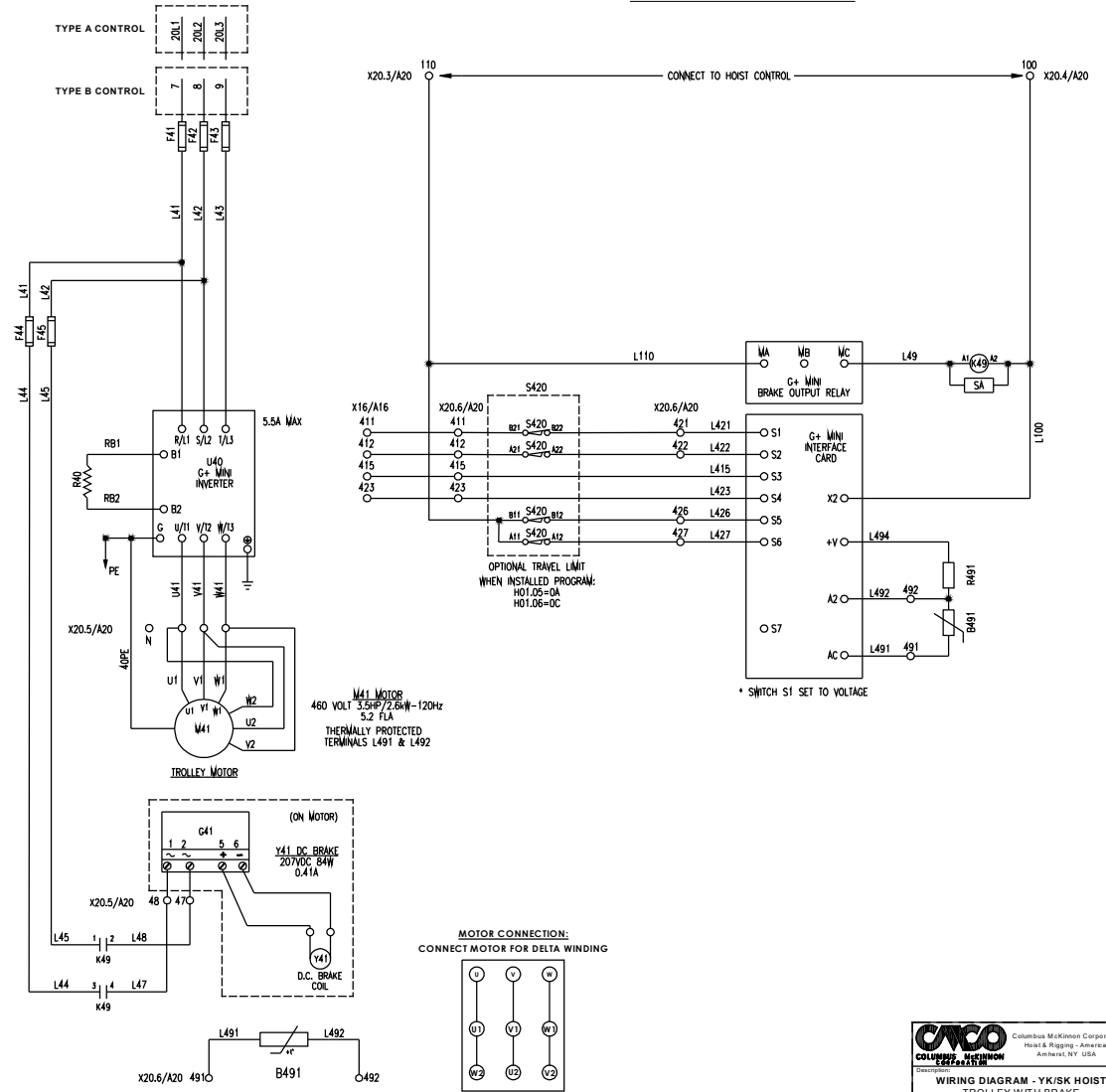
**AVERTISSEMENT:**

CET EQUIPEMENT DOIT ETRE MIS A LA TERRE EN  
ACCORDANCE AVEC LES NORMES EN VIGUEUR.

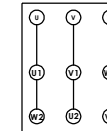
NOTE: THIS WIRING DIAGRAM SHOWS WIRING FOR  
3 SPEED CONTROL. PROGRAMMING OF THE  
INVERTER CAN CHANGE THE CONTROL METHOD TO  
2-STEP, 3-STEP, 2-STEP INFINITELY VARIABLE,  
OR 3-STEP INFINITELY VARIABLE.

FIRST USED ON: PROJECT ONE

**ELEMENTARY DIAGRAM**



MOTOR CONNECTION:  
CONNECT MOTOR FOR DELTA WINDING



M41 MOTOR  
460 VOLT 3.5HP/2.6kW-120Hz  
5.2 FLA  
THERMALLY PROTECTED  
TERMINALS L491 & L492



WIRING DIAGRAM - YK/ISK HOIST  
TROLLEY WITH BRAKE  
G+MINI VFD  
A20 PANEL- UL508A

REV	BY	DATE	DESCRIPTION
101106	AK	01/11/2018	INITIAL RELEASE
1021105	AS	10/23/2018	ADDED S1 SETTING
1021202	AK	10/23/2018	PTC RELEASE
1021203	AK	10/23/2018	PTC RELEASE
1021204	AK	10/23/2018	PTC RELEASE
1021205	AK	10/23/2018	PTC RELEASE
1021206	AK	10/23/2018	PTC RELEASE
1021207	AK	10/23/2018	PTC RELEASE
1021208	AK	10/23/2018	PTC RELEASE
1021209	AK	10/23/2018	PTC RELEASE
1021210	AK	10/23/2018	PTC RELEASE
1021211	AK	10/23/2018	PTC RELEASE
1021212	AK	10/23/2018	PTC RELEASE
1021213	AK	10/23/2018	PTC RELEASE
1021214	AK	10/23/2018	PTC RELEASE
1021215	AK	10/23/2018	PTC RELEASE
1021216	AK	10/23/2018	PTC RELEASE
1021217	AK	10/23/2018	PTC RELEASE
1021218	AK	10/23/2018	PTC RELEASE
1021219	AK	10/23/2018	PTC RELEASE
1021220	AK	10/23/2018	PTC RELEASE
1021221	AK	10/23/2018	PTC RELEASE
1021222	AK	10/23/2018	PTC RELEASE
1021223	AK	10/23/2018	PTC RELEASE
1021224	AK	10/23/2018	PTC RELEASE
1021225	AK	10/23/2018	PTC RELEASE
1021226	AK	10/23/2018	PTC RELEASE
1021227	AK	10/23/2018	PTC RELEASE
1021228	AK	10/23/2018	PTC RELEASE
1021229	AK	10/23/2018	PTC RELEASE
1021230	AK	10/23/2018	PTC RELEASE
1021231	AK	10/23/2018	PTC RELEASE
1021232	AK	10/23/2018	PTC RELEASE
1021233	AK	10/23/2018	PTC RELEASE
1021234	AK	10/23/2018	PTC RELEASE
1021235	AK	10/23/2018	PTC RELEASE
1021236	AK	10/23/2018	PTC RELEASE
1021237	AK	10/23/2018	PTC RELEASE
1021238	AK	10/23/2018	PTC RELEASE
1021239	AK	10/23/2018	PTC RELEASE
1021240	AK	10/23/2018	PTC RELEASE
1021241	AK	10/23/2018	PTC RELEASE
1021242	AK	10/23/2018	PTC RELEASE
1021243	AK	10/23/2018	PTC RELEASE
1021244	AK	10/23/2018	PTC RELEASE
1021245	AK	10/23/2018	PTC RELEASE
1021246	AK	10/23/2018	PTC RELEASE
1021247	AK	10/23/2018	PTC RELEASE
1021248	AK	10/23/2018	PTC RELEASE
1021249	AK	10/23/2018	PTC RELEASE
1021250	AK	10/23/2018	PTC RELEASE

D 45656202